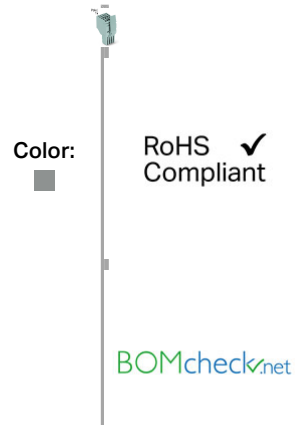


## Data sheet | Item number: 2020-210/125-000

2-conductor female connector; Locking lever; 1.5 mm<sup>2</sup>; 10-pole

2020-210/125-000



### Item description

According to EN 61984, pluggable connectors without current interrupting capacity shall not be mated and unmated when live or under load.

### Data

#### Electrical data

#### Ratings per IEC/EN 60664-1

|                                 |        |
|---------------------------------|--------|
| Rated voltage (III / 3)         | 500 V  |
| Rated impulse voltage (III / 3) | 6 kV   |
| Rated current                   | 13.5 A |

#### Approvals per UL 1059

|                                |       |
|--------------------------------|-------|
| Rated voltage UL (Use Group B) | 300 V |
| Rated current UL (Use Group B) | 15 A  |
| Rated voltage UL (Use Group C) | 300 V |
| Rated current UL (Use Group C) | 15 A  |
| Rated voltage UL (Use Group D) | 300 V |
| Rated current UL (Use Group D) | 15 A  |

#### Connection data

|                       |                           |
|-----------------------|---------------------------|
| Connection technology | Push-in CAGE CLAMP®       |
| Actuation type        | Open Tool Slot<br>Push-in |



|                                      |   |
|--------------------------------------|---|
| Connectable conductor materials      | Copper  |
| Nominal cross section                | 1 mm <sup>2</sup>   |
| Solid conductor                      | 0.14 ... 1.5 mm <sup>2</sup> / 24 ... 16 AWG  |
| Solid conductor, push-in termination | 0.5 ... 1.5 mm <sup>2</sup> / 20 ... 16 AWG   |
| Fine-stranded conductor              | 0.14 ... 1.5 mm <sup>2</sup> / 24 ... 16 AWG  |
| Strip length                         | 9 ... 11 mm / 0.35 ... 0.43 inch  |
| Note (conductor cross-section)       | Depending on the conductor characteristic, a conductor with a smaller cross section can also be inserted via push-in termination. |
| No. of poles                         | 10  |
| Total number of connection points    | 20  |
| Total number of potentials           | 10  |
| Type of wiring                       | Front-entry wiring  |

### Geometrical Data

|              |                      |
|--------------|----------------------|
| Width        | 35.7 mm / 1.406 inch |
| Height       | 48.9 mm / 1.925 inch |
| Depth        | 29.8 mm / 1.173 inch |
| Module width | 3.5 mm / 0.138 inch  |

### Mechanical data

|               |              |
|---------------|--------------|
| Marking level | Side marking |
|---------------|--------------|

### Plug connection

|                                    |                         |
|------------------------------------|-------------------------|
| Contact type (pluggable connector) | Female connector/socket |
| Connector connection type          | for conductors          |

### Material Data




|                     |                      |
|---------------------|----------------------|
| Color               | gray                 |
| Insulating material | Polyamide 66 (PA 66) |
| Fire load           | 0.504 MJ             |
| Weight              | 29.16 g              |

### Commercial data



|                    |                   |
|--------------------|-------------------|
| Product Group      | 18 (X-COM-System) |
| Country of origin  | DE                |
| GTIN               | 4050821222163     |
| Customs Tariff No. | 85366990990       |

### Approvals / Certificates

#### Country specific Approvals




| Logo   | Approval                        | Additional Approval Text | Certificate name |
|--|---------------------------------|--------------------------|------------------|
|  | CCA<br>DEKRA Certification B.V. | EN 60947                 | NTR NL<br>7617   |
|  | CSA<br>DEKRA Certification B.V. | C22.2 No. 158            | 2516073          |
|  | CSA<br>DEKRA Certification B.V. | C22.2 No. 158            | 2516073          |

## UL-Approvals


| Logo   | Approval                             | Additional Approval Text | Certificate name |
|--|--------------------------------------|--------------------------|------------------|
|    | UL<br>UL International Germany GmbH  | UL 1059                  | E45172           |
|  | UL<br>Underwriters Laboratories Inc. | UL 1059                  | E45172           |
















## Compatible products

## tools

|  |  |         |
|--|--|---------|
|  | <b>Item no.: 210-647</b><br>Operating tool with partially insulated shaft; Blade (2.5 x 0.4) mm; short         | 210-647 |
|  | <b>Item no.: 210-648</b><br>Operating tool with partially insulated shaft; Blade (2.5 x 0.4) mm; short; angled | 210-648 |
|  | <b>Item no.: 210-719</b><br>Operating tool with partially insulated shaft; Type 1, blade (2.5 x 0.4) mm        | 210-719 |

## ferrule

|  |   |         |
|--|---|---------|
|  | <b>Item no.: 216-241</b><br>Ferrule; Sleeve for 0.5 mm <sup>2</sup> / 20 AWG; insulated; electro-tin plated; electrolytic copper; gastight crimped; acc. to DIN 46228, Part 4/09.90 | 216-241 |
|  | <b>Item no.: 216-242</b>  |         |

|  |   |                      |
|--|---|----------------------|
|     | Ferrule; Sleeve for 0.75 mm <sup>2</sup> / 18 AWG; insulated; electro-tin plated; electrolytic copper; gastight crimped; acc. to DIN 46228, Part 4/09.90                          | 216-242              |
|     | <b>Item no.: 216-243</b><br>Ferrule; Sleeve for 1 mm <sup>2</sup> / AWG 18; insulated; electro-tin plated; electrolytic copper; gastight crimped; acc. to DIN 46228, Part 4/09.90 | 216-243              |
| <b>Strain relief plate</b>   |   |                      |
|    | <b>Item no.: 734-326</b><br>Strain relief plate   | 734-326              |
| <b>Locking lever</b>   |   |                      |
|    | <b>Item no.: 2022-151</b><br>Locking lever; can be snapped on 1-conductor female plugs; 2 poles and more  | 2022-151             |
|    | <b>Item no.: 2022-152</b><br>Locking lever; can be snapped on 1-conductor female plugs; 2 poles and more  | 2022-152             |
| <b>Protective Warning Marker</b>   |   |                      |
|    | <b>Item no.: 2000-115</b><br>Protective warning marker; with high-voltage symbol, black; for 5 terminal blocks  | 2000-115             |
| <b>Marking accessories</b>   |   |                      |
|    | <b>Item no.: 2009-113</b><br>WMB-Inline; for Smart Printer; on reel; plain; snap-on type  | 2009-113             |
|   | <b>Item no.: 2009-113/000-002</b><br>WMB-Inline; for Smart Printer; on reel; plain; snap-on type  | 2009-113<br>/000-002 |
|  | <b>Item no.: 2009-113/000-005</b><br>WMB-Inline; for Smart Printer; on reel; plain; snap-on type  | 2009-113<br>/000-005 |
|  | <b>Item no.: 2009-113/000-006</b><br>WMB-Inline; for Smart Printer; on reel; plain; snap-on type  | 2009-113<br>/000-006 |
|  | <b>Item no.: 2009-113/000-007</b><br>WMB-Inline; for Smart Printer; on reel; plain; snap-on type  | 2009-113<br>/000-007 |
|  | <b>Item no.: 2009-113/000-012</b><br>WMB-Inline; for Smart Printer; on reel; plain; snap-on type  | 2009-113<br>/000-012 |
|  | <b>Item no.: 2009-113/000-017</b><br>WMB-Inline; for Smart Printer; on reel; plain; snap-on type  | 2009-113<br>/000-017 |
|  | <b>Item no.: 2009-113/000-023</b><br>WMB-Inline; for Smart Printer; on reel; plain; snap-on type  | 2009-113<br>/000-023 |
|  | <b>Item no.: 2009-113/000-024</b><br>WMB-Inline; for Smart Printer; on reel; plain; snap-on type  | 2009-113<br>/000-024 |



Item no.: 793-3501  
WMB marking card; as card; plain; snap-on type

793-3501

---

## Downloads

### Documentation

#### Bid Text

|                  |                 |          |
|------------------|-----------------|----------|
| 2020-210/125-000 | docx<br>15.7 kB | Download |
|------------------|-----------------|----------|

---

#### Additional Information

|               |          |
|---------------|----------|
| pdf<br>2.1 MB | Download |
|---------------|----------|

---

## CAD/CAE - Smart Data

### CAD data

|                              |     |          |
|------------------------------|-----|----------|
| 3D Download 2020-210/125-000 | URL | Download |
|------------------------------|-----|----------|

---

## Product family

**X-COM S-Mini**  
Show all products from the family

Subject to changes.

---